TISCO Financial Group Public Co., Ltd.

Company Presentation 3Q2026

Reviewed Financial Statement 3Q2026

TISCO Overview

TISCO At a Glance

- Established in 1969 by Bankers Trust New York as the first investment bank in Thailand
- Listed in the Stock Exchange of Thailand under "TISCO"
- Business Model: Sustainable Focus
- Credit Rating: A (Stable) by Tris Rating

TISCO is a holding company with the core business as a commercial bank, providing various services including:

- Retail Banking : Hire Purchase, Auto-title loans, Mortgage
- Corporate Lending, Financial Advisory and Investment Banking
- SME and Inventory Financing
- Wealth Management : Deposits, Asset Management, Brokerage Service
- Life & Non-Life Insurance Products

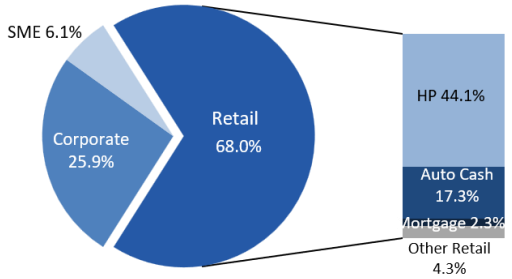

Key Figures (9-months 2026)	
Total Assets	Bt 296.4 Bn
Total Loans	Bt 238.5 Bn
Total Fundings	Bt 221.6 Bn
Number of Bank Branches	51
Number of Loan Offices	804
Number of Employees	5,523

Financial Highlights (9-months 2026)	
Net Profit	Bt 5,302 MM
ROAE	16.4%
ROAA	2.4%
BIS Ratio	20.2%
Loan Growth	1.2%
NPL Ratio	2.0%

Share Information (9-months 2026)	
Number of Shares	801 MM
Market Capitalization	99,680 MM
EPS	6.62
BVPS	53.29
DPS (YE'25)	7.75
Dividend Payout Ratio (YE'25)	93%

Historical Dividend

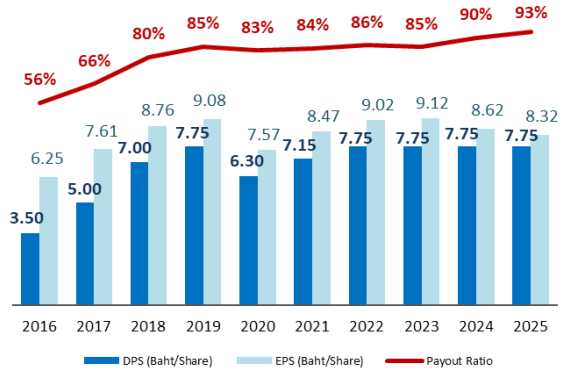

Milestones

1969 Founded by **Bankers Trust of New York** as the first investment bank in Thailand

1973 First to introduce **HP financing** to retail clients & first to bring **provident fund** management service to Thai capital markets

1975 One of the founding members of **the Stock Exchange of Thailand**

1996 First to offer securitization of auto loan in South East Asia

2005 Upgraded to full-service **commercial bank**

2008 Restructured into a **holding company** structure

2009 Acquired **Primus** and **GMAC** Leasing

2014 Expanded Microfinance through **"Somwang"** channel

2017 Transferred retail banking business from **Standard Chartered Bank (Thai)**

2018 Completed the sale of personal loan and credit card to Citibank N.A.

2020 Co-Brand Alliance with **Jefferies Hong Kong Limited**

2023 Expanded partnership with EV automakers

2025 Established "AI Center of Excellence"

48/49 TISCO Tower, North Sathorn Road, Silom, Bangrak, Bangkok 10500, Thailand | +66-2-633-6868 | ir@tisco.co.th | www.tisco.co.th

TISCO Group Structure

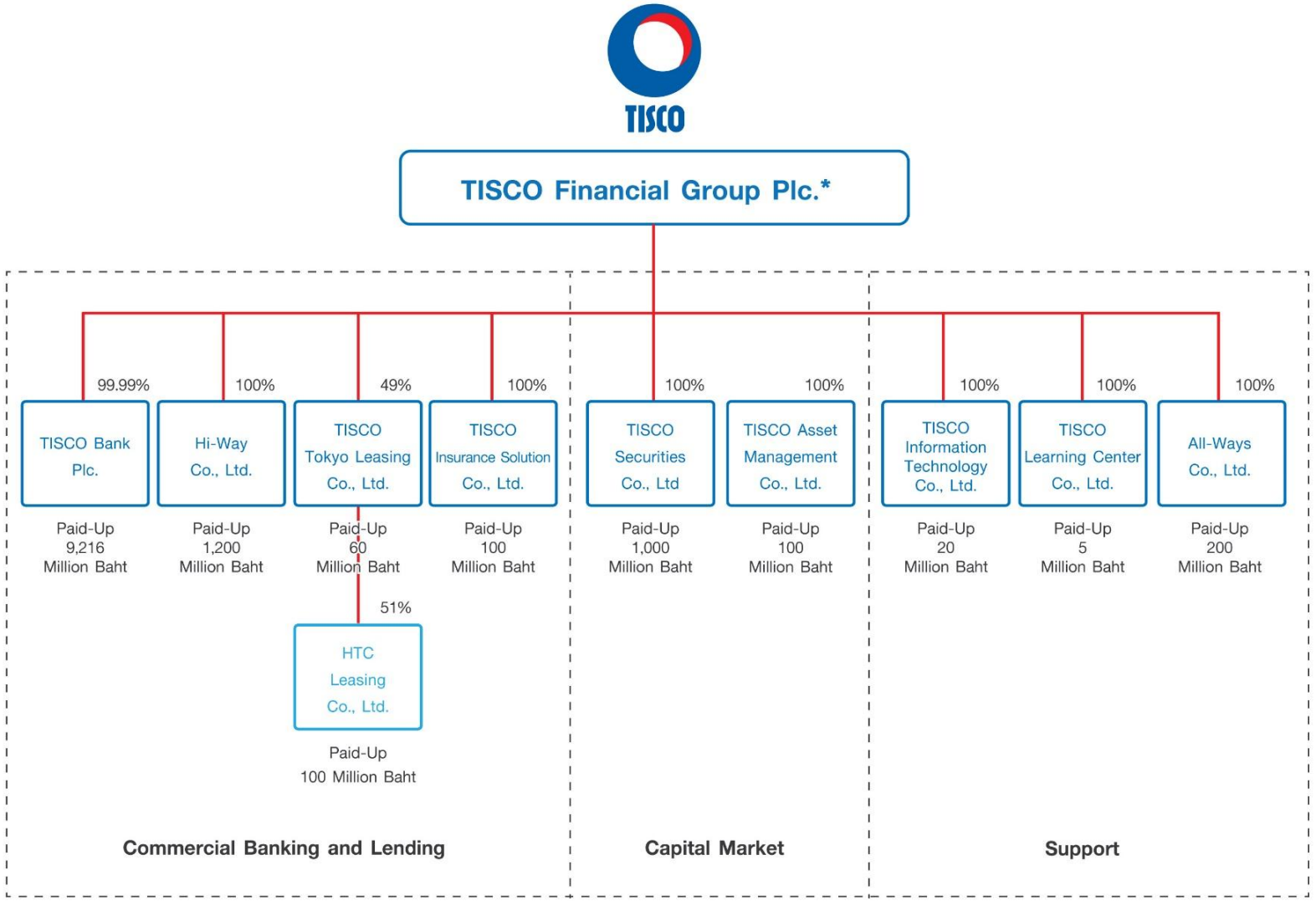

*Listed in The Stock Exchange of Thailand

TISCO Businesses

TISCO Financial Group

One Group · Three Pillars · Integrated Solutions

Retail Banking

- Auto & Motorcycle Hire Purchase
- Title Loan
- Mortgage Loan
- SME & Inventory Financing
- Life & Non-Life Insurance

Corporate Banking

- Corporate Lending
- Financial Advisory
- Investment Banking
- Corporate Insurance

Wealth Management

- Deposit
- Wealth Management
- Open Architecture: Insurance & Mutual Fund
- Securities Brokerage
- Asset Management
- Life & Non-Life Insurance

Delivering Comprehensive Financial Solutions

The Development of Loan Portfolio

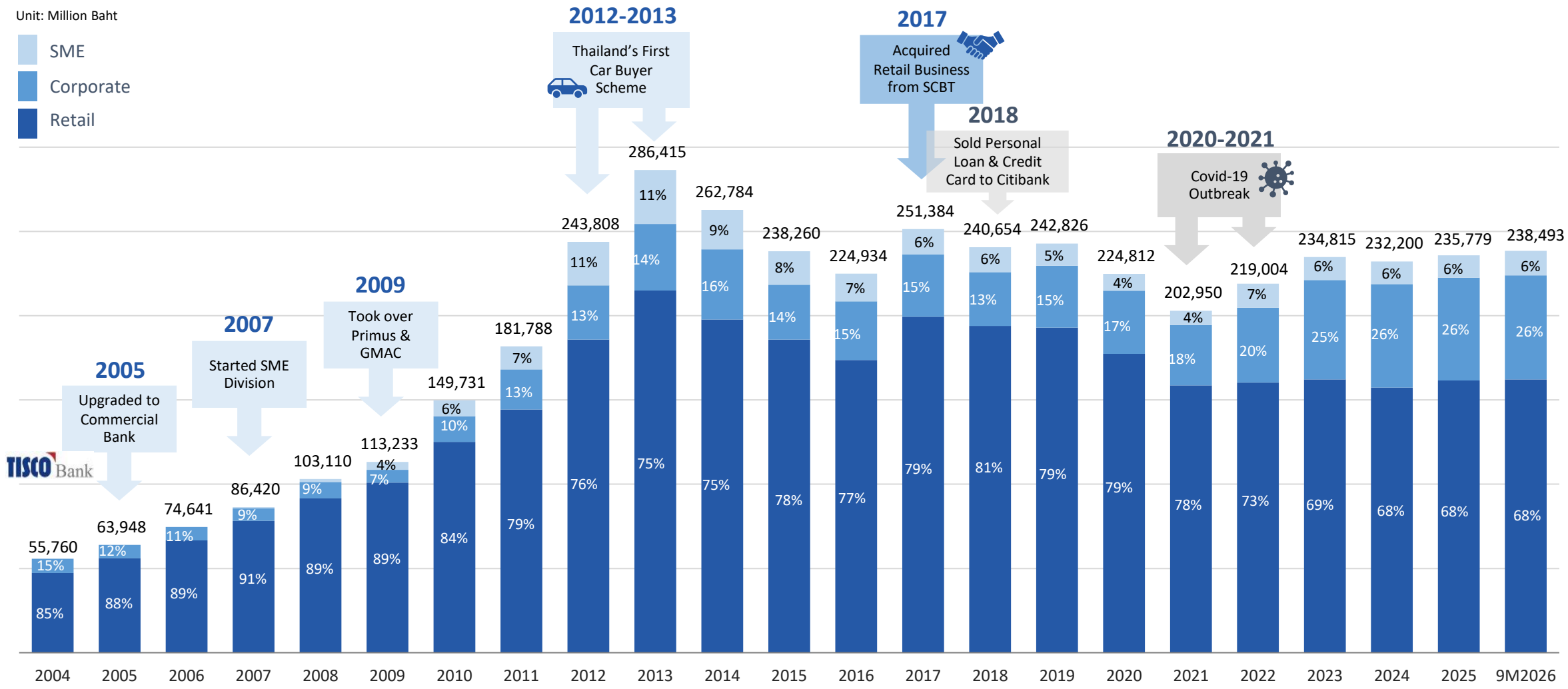

Profitability for the past decade

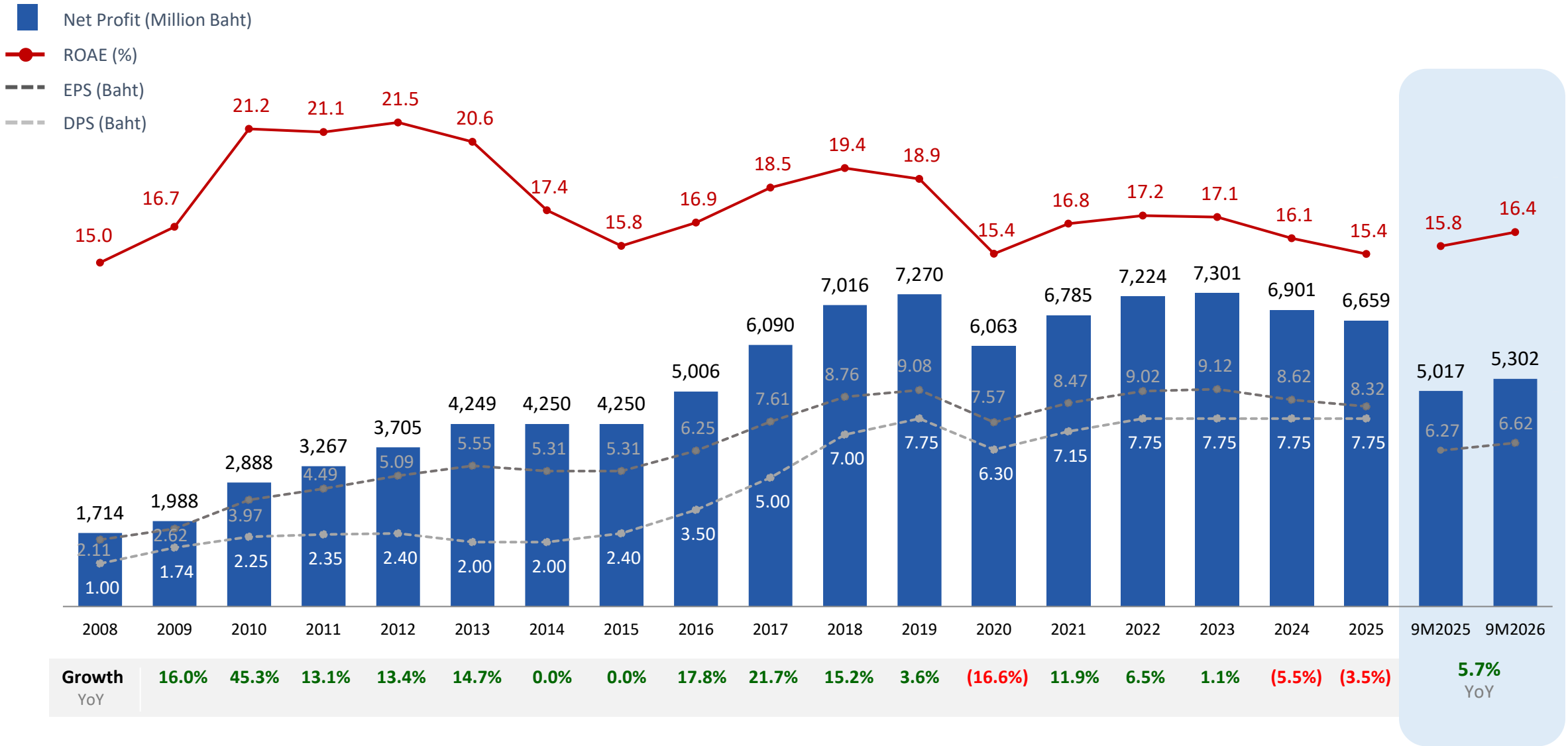

Growth YoY	**16.0%**	**45.3%**	**13.1%**	**13.4%**	**14.7%**	**0.0%**	**0.0%**	**17.8%**	**21.7%**	**15.2%**	**3.6%**	**(16.6%)**	**11.9%**	**6.5%**	**1.1%**	**(5.5%)**	**(3.5%)**	**5.7%** YoY

Business Profile as of 9M2026

Loan Profile

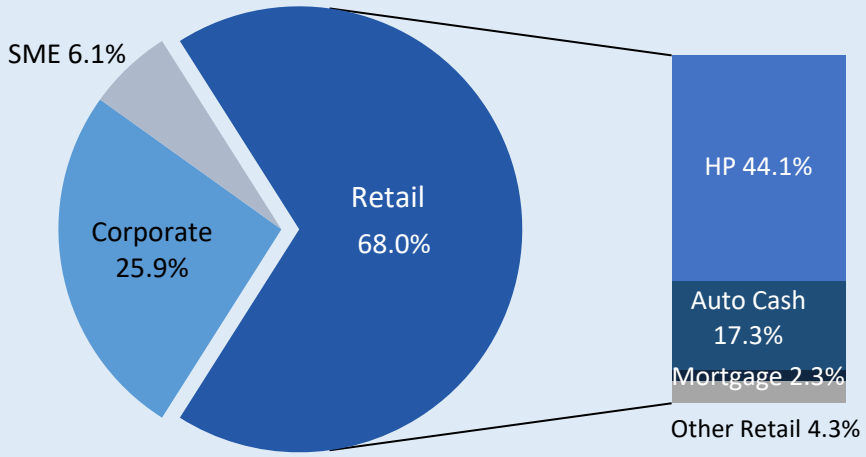

Revenue Mix

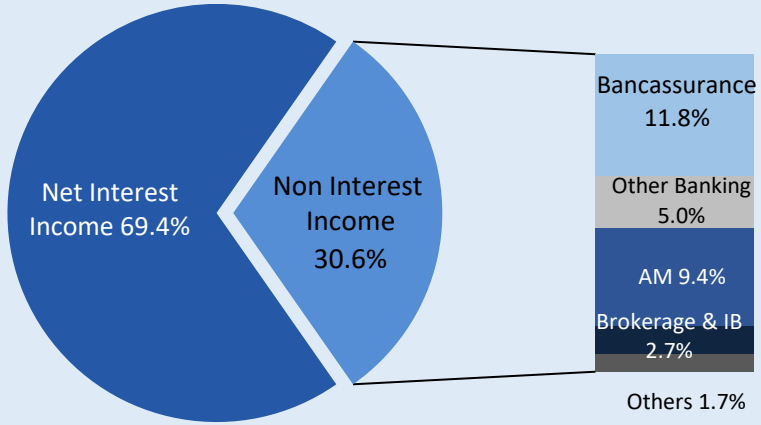

Share Capital Information & Dividend

Total Shares	**800,655,483**
Ordinary Shares	800,645,624
Preferred Shares	9,859
No. of Shareholders (as of 8 September 2026)	**123,517**
Foreign Shareholders	159
Local Shareholders	123,358
Shareholders by type (as of 8 September2026)	
Institutional	52.6%
Individual	47.4%
Foreign limit	49.0%
Free float (as of 12 March 2026)	84.41%
Top Ten Shareholders (as of 8 September 2026)	
1. THAI NVDR CO., LTD.	12.57%
2. CDIB & PARTNERS INVESTMENT HOLDINGS PTE LTD	10.00%
3. TOKYO CENTURY CORPORATION	4.93%
4. SOUTH EAST ASIA UK (TYPE C) NOMINEES LIMITED	3.55%
5. BNP PARIBAS NEW YORK BRANCH	1.82%
6. THANACHART CAPITAL	1.68%
7. STATE STREET EUROPE LIMITED	1.31%
8. MR. WEERAWAT WALAISATHIEN	1.19%
9. SOCIAL SECURITY OFFICE	1.04%
10. VAYUPAK FUND 1	0.95%

Source: SETSMART

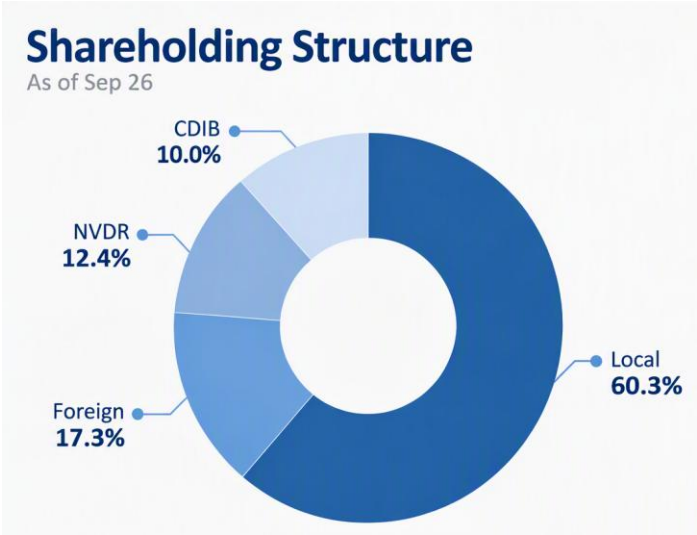

Historical Dividend

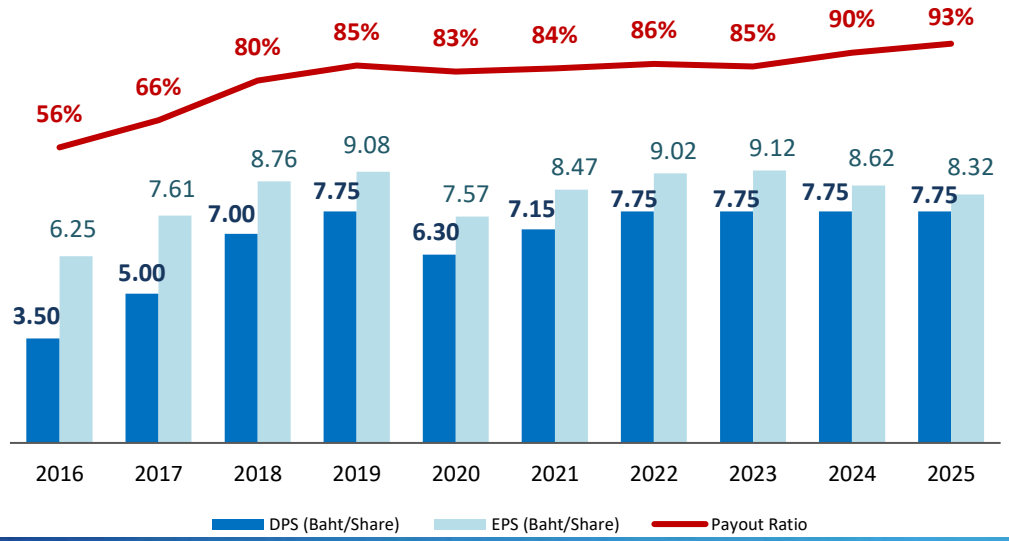

ESG in Core Business Activities

As a responsible financial institution, we place sustainability at the center of our core business activities to deliver our purpose of integrity, fairness, and transparency that create sustainable value for our customers, shareholders, people and society.

Environment

Low-Carbon Economy with focus on reducing green house gas emission and be accountable for environmental risks and opportunities

Green Finance





Reduction of Environmental Footprint







Social

Social Well-Being through collaboration with employees and business partners, and generate positive impacts on the society

Financial Inclusion to Underserved Clients






Comprehensive Financial Services





Happy Organization




Contribution to Society






Governance

Sustainable Growth for All by integrating ESG risk management and SD in-process into businesses

Sustainability Governance and System




ESG-integrated Risk Management

TCFD



For more information: https://www.tisco.co.th/en/sd/sustainability/index.html

Recognitions and Awards

Performance & Leadership



Outstanding Company Performance Awards (10th Year)
from SET Awards



Best CEO Awards 2025 (2nd Year)
from SET Awards



Outstanding Securities Company 2025 (Digital Wealth Service)
from SET Awards



Outstanding CFO 2025 Banking Category
from IAA Awards

Governance & Compliance



Top 50 ASEAN PLCs – ASEAN CG Scorecard 2024
from ASEAN Capital Markets Forum (ACMF)



Excellent CG Scoring CGR (IOD) - 5 Stars, 19 Consecutive Years
from the Thai Institute of Directors



AGM Checklist Perfect Score (11th Year)
from Thai Investors Association (TIA)



4th CAC Recertification to TISCO Financial Group, TISCO Bank, TISCO Asset, and TISCO Securities
from CAC

Products & Service



Decade of Excellence in Provident Fund Management Thailand 2026 (9th Year)
from Global Banking and Finance Review



Best of the Best Best - Asean Equity (10 Years)
from Asia Asset Management



Best of the Best Best – Thailand Best Equity Manager
from Asia Asset Management



Best of the Best Best – Thailand Best Pension Fund Manager
from Asia Asset Management



Equity Large Cap (TISCOHD-A)
from Finnomena Hall of Funds 2026



Best Mutual Fund of the Year 2026 Technology Equity Fund (TNEXTGEN-A)
from Money & Banking Awards



Outperforming Enterprises Thailand Award 2025 100 Outperforming Enterprises
from Sasin School of Management & Hewitt Consulting

Sustainability



Commended in Sustainability Excellence Awards 2025
from SET Awards



Certificate of Sustainability for the 'ESG DNA Program'
from SET



SET ESG Rating at the AAA level, 3 Consecutive Years
from SET

ESG100 Company (11th Year)
from Thaipat Institute



Sustainability Disclosure Awards 2025
from Thaipat Institute



The 'Ting To Trash' Project
from TLCA in collaboration with the SEC



Honor for Supportive Organization in the Employment of People with Intellectual Disabilities 2025
from The Welfare of the Mentally Retarded of Thailand

Financial Literacy



Honorary Plaque – Savings Discipline and Best Agent Award
from The National Savings Fund (NSF) and Ministry of Finance



Public Favorite Award
from the SEC's Capital Market Knowledge Initiative 2025



Creativity Award
from the SEC's Capital Market Knowledge Initiative 2025



Sustainability Award
from the SEC's Capital Market Knowledge Initiative 2025



The Financial Empowerment Award
from the SEC's Capital Market Knowledge Initiative 2025

Cybersecurity



Honorable Mention in the Best Performance Awards under the category of Private Sector Organizations Listed on the Stock Exchange
from National Innovation Agency Thailand (NIA)

Financial Results

Consolidated Income Statements

Net profit grew supported by an operating income improvement and lower ECL expense

Financial Highlights 9M2026

ROAE	16.4%
NIM	4.97%
Cost-to-Income Ratio	45.3%
Credit Cost	1.0%
NPLs	2.01%
NPL Coverage Ratio	192.5%
BIS Ratio	20.2%

Unit : Million Baht	3Q25	2Q26	3Q26	% QoQ	% YoY	9M25	9M26	% YoY
Interest Income	4,620	4,431	4,518	2.0	(2.2)	13,794	13,393	(2.9)
Interest Expenses	(1,192)	(907)	(879)	(3.1)	(26.2)	(3,709)	(2,787)	(24.8)
Net Interest Income	**3,428**	**3,524**	**3,639**	**3.3**	**6.2**	**10,085**	**10,606**	**5.2**
Fee & Service Income	1,410	1,504	1,476	(1.9)	4.6	4,004	4,538	13.3
Fee & Service Expenses	(124)	(120)	(111)	(8.1)	(10.5)	(351)	(359)	2.4
Other Operating Income	558	175	147	(16.0)	(73.7)	1,008	610	(39.5)
Total Non-Interest Income	**1,845**	**1,558**	**1,512**	**(3.0)**	**(18.0)**	**4,661**	**4,789**	**2.7**
Total Income	**5,273**	**5,082**	**5,151**	**1.4**	**(2.3)**	**14,746**	**15,395**	**4.4**
Operating Expenses	(2,286)	(2,342)	(2,408)	2.8	5.3	(6,718)	(6,977)	3.9
PPOP	**2,986**	**2,740**	**2,743**	**0.1**	**(8.1)**	**8,028**	**8,418**	**4.9**
ECL	(830)	(551)	(496)	(9.9)	(40.3)	(1,775)	(1,822)	2.7
Pre-tax Profit	**2,156**	**2,189**	**2,247**	**2.6**	**4.2**	**6,253**	**6,596**	**5.5**
Income Tax	(425)	(425)	(442)	3.9	3.9	(1,236)	(1,294)	4.7
Net Profit	**1,730**	**1,764**	**1,805**	**2.3**	**4.3**	**5,017**	**5,302**	**5.7**
EPS (Baht)	***2.16***	***2.20***	***2.25***			***6.27***	***6.62***	
ROAE (%)	***16.6***	***16.1***	***17.0***			***15.8***	***16.4***	

Balance Sheet

Well-managed balance sheet to reflect the economic situations

Assets

Unit: Million Baht

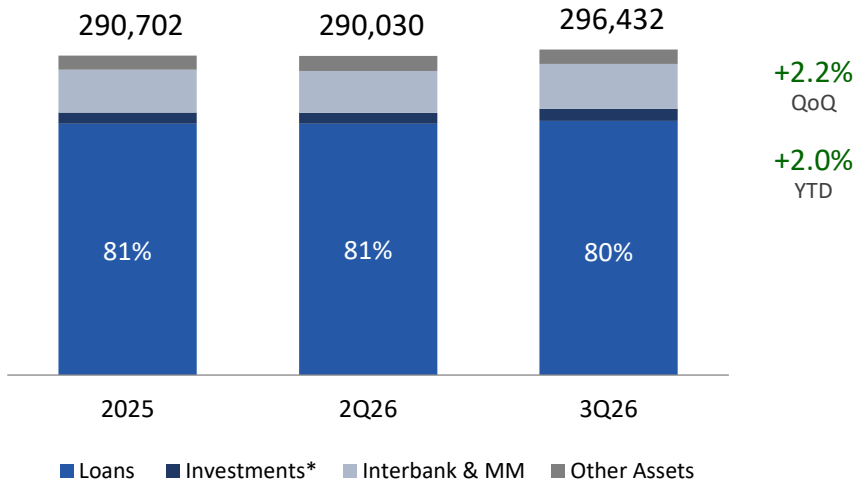

Unit : Million Baht	2025	2Q26	3Q26	% QoQ	% YTD
Loans	235,779	235,803	238,493	1.1	1.2
Allowance	(9,244)	(9,496)	(9,250)	(2.6)	0.1
Investments*	10,486	10,141	11,577	14.2	10.4
Interbank & MM	40,360	39,458	41,828	6.0	3.6
Other Assets	13,320	14,124	13,783	(2.4)	3.5
Total Assets	**290,702**	**290,030**	**296,432**	**2.2**	**2.0**

Liabilities

Unit: Million Baht

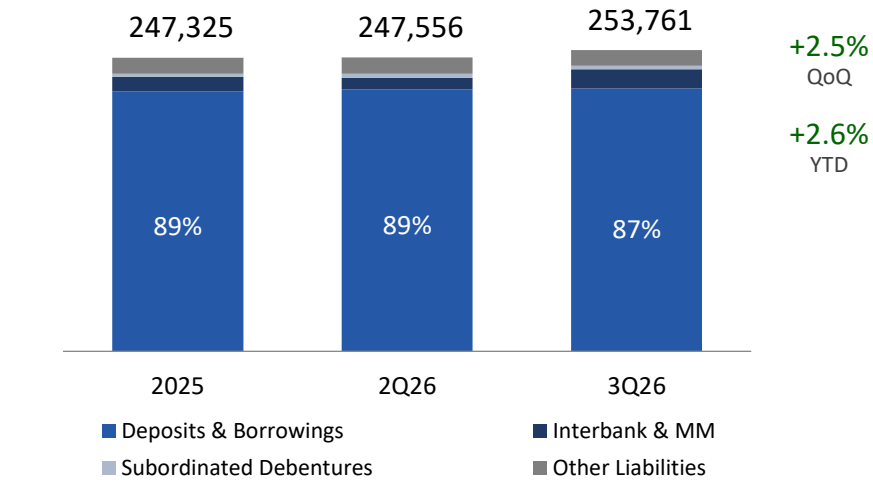

Unit : Million Baht	2025	2Q26	3Q26	% QoQ	% YTD
Deposits & Borrowings	218,962	220,601	221,591	0.4	1.2
Interbank & MM	12,111	9,690	16,028	65.4	32.3
Subordinated Debentures	2,900	3,600	2,900	(19.4)	-
Other Liabilities	13,352	13,665	13,242	(3.1)	(0.8)
Total Liabilities	**247,325**	**247,556**	**253,761**	**2.5**	**2.6**
Retained Earnings	32,293	31,354	31,559	0.7	(2.3)
Total Equities	**43,377**	**42,474**	**42,671**	**0.5**	**(1.6)**

Loan Portfolio

Loans expanded driven by HP new car, corporate lending and SME inventory financing

Total Outstanding Loans

Unit: Million Baht

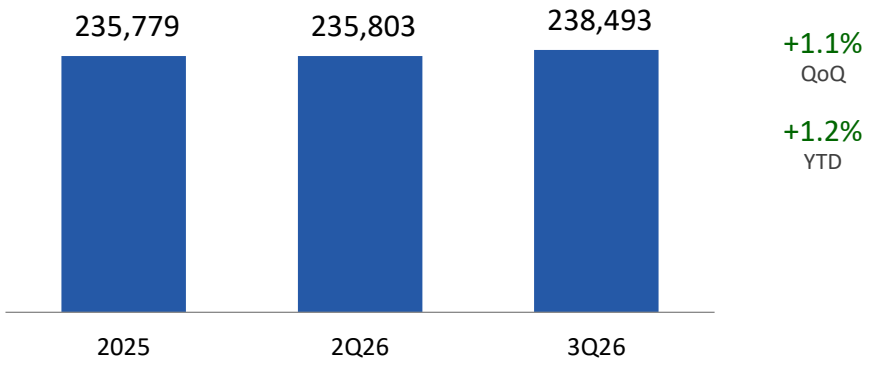

Loans by sectors

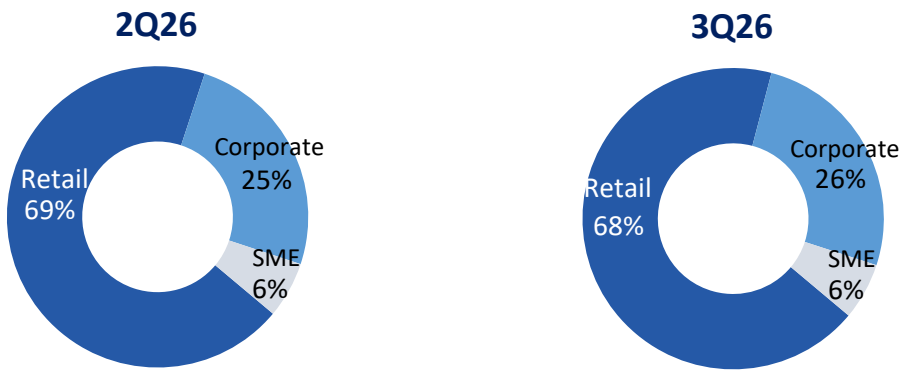

Retail Loans

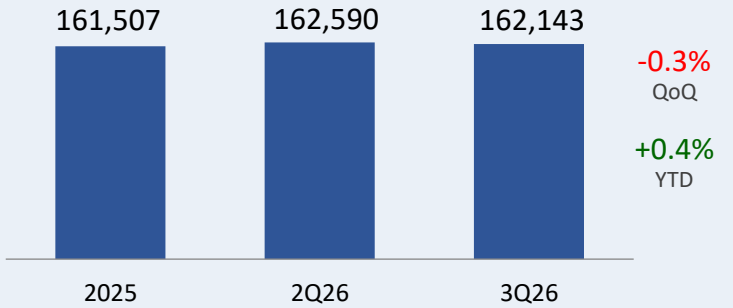

Corporate Loans

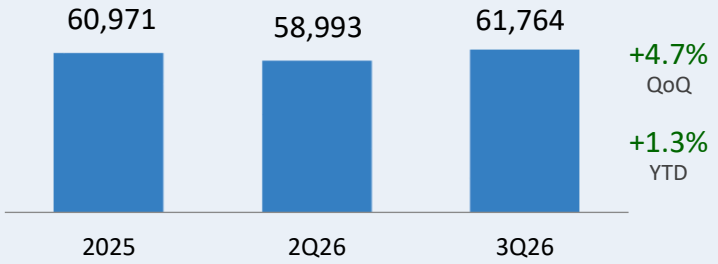

SME Loans

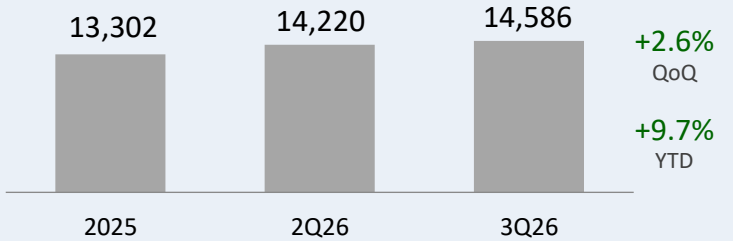

Retail Portfolio

Retail portfolio declined led by a slowdown in high-yield businesses while new car HP continued to grow amid car sale expansion

Composition of Retail Loans

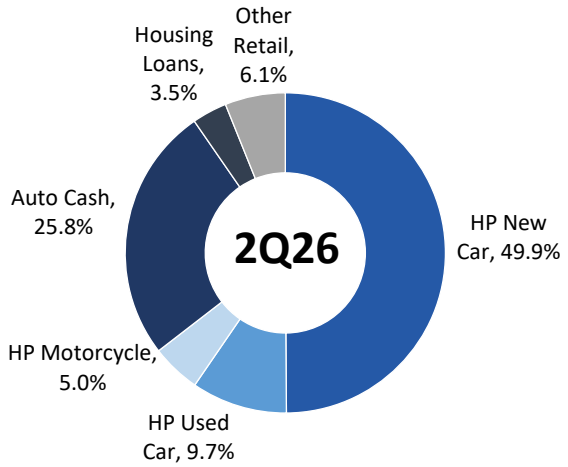

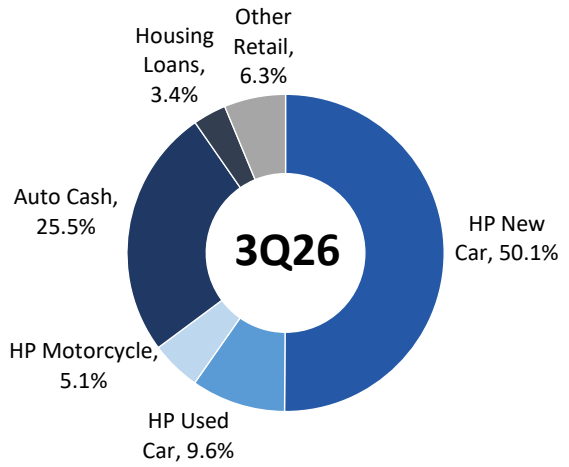

HP New Car

+0.1% QoQ
+2.4% YTD

HP Used Car

-0.9% QoQ
-1.8% YTD

HP Motorcycle

+2.7% QoQ
+11.2% YTD

Auto Cash

-1.6% QoQ
-4.3% YTD

Mortgage

-4.0% QoQ
-11.5% YTD

Other Retail

+2.5% QoQ
+8.1% YTD

Unit: Million Baht

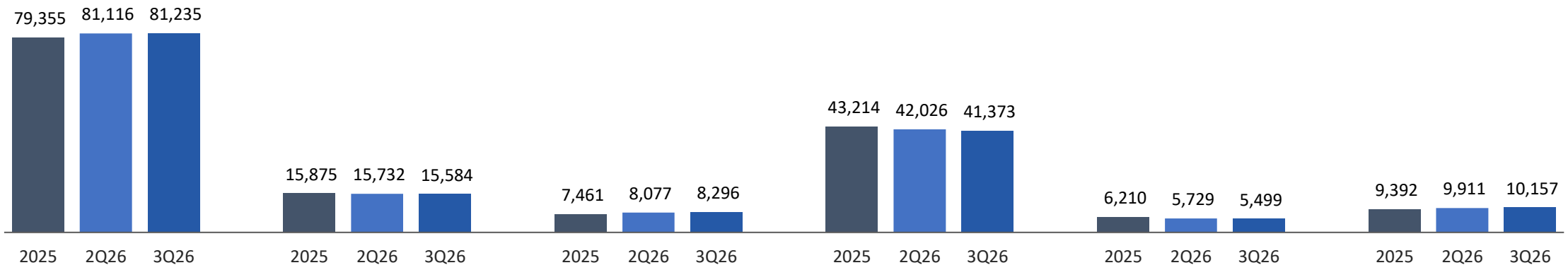

Domestic Car Sales & Penetration Rate

Domestic car sales grew particularly in electric vehicles (EV) following the demand shift

Industry New Car Sales

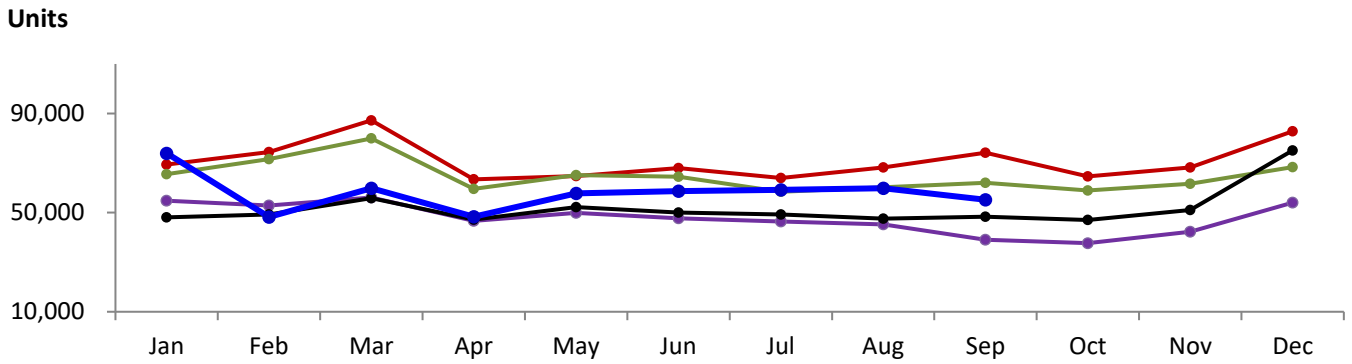

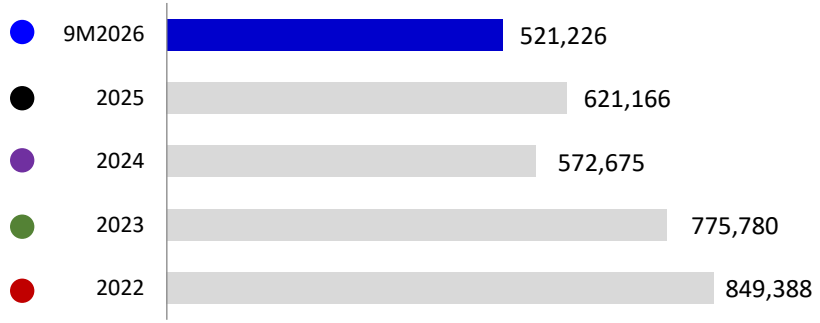

TISCO's Auto HP Penetration Rate

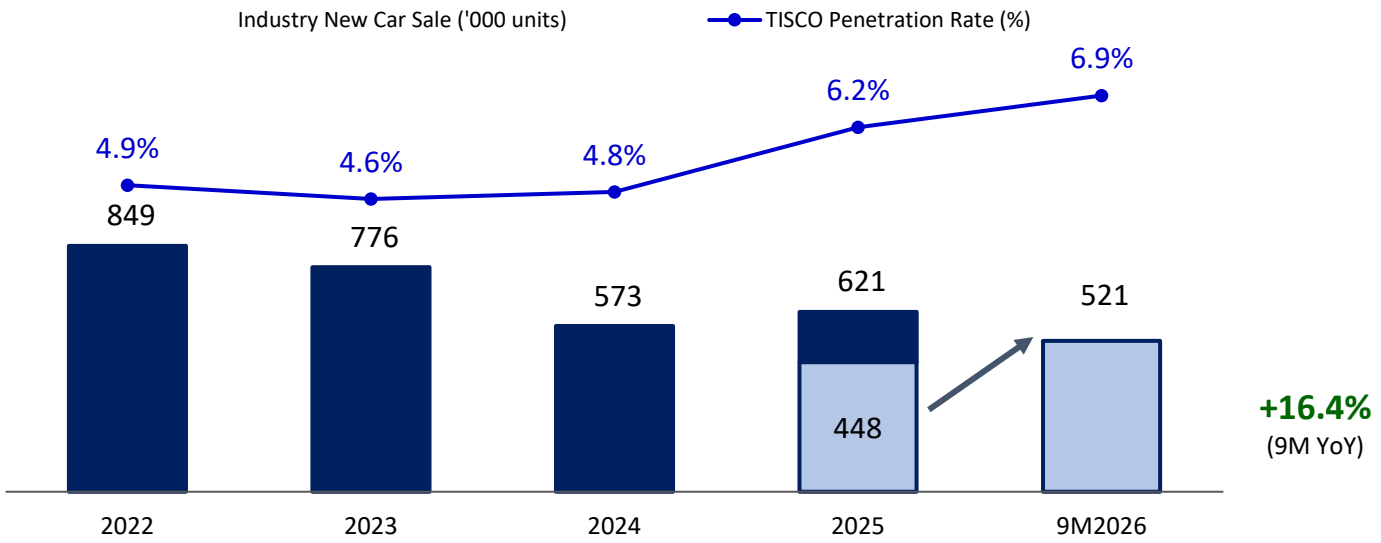

Somwang

Auto Cash loans declined on the back of cautious lending strategy whereas new branch opening remained suspended

Auto Cash Loans

Unit: Million Baht

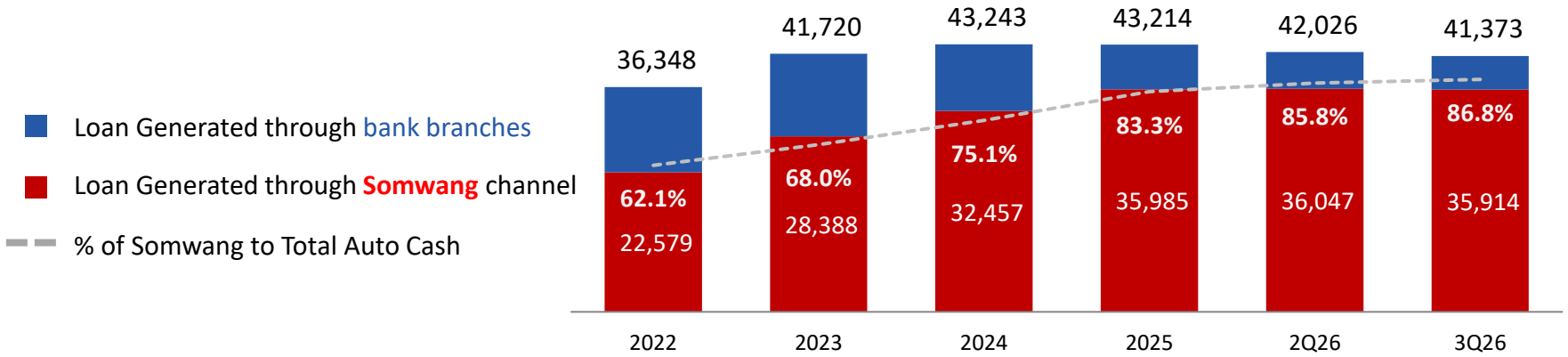

	QoQ	YTD
Total Auto Cash	-1.6%	-4.3%
Somwang	-0.4%	-0.2%

Somwang Branch Network

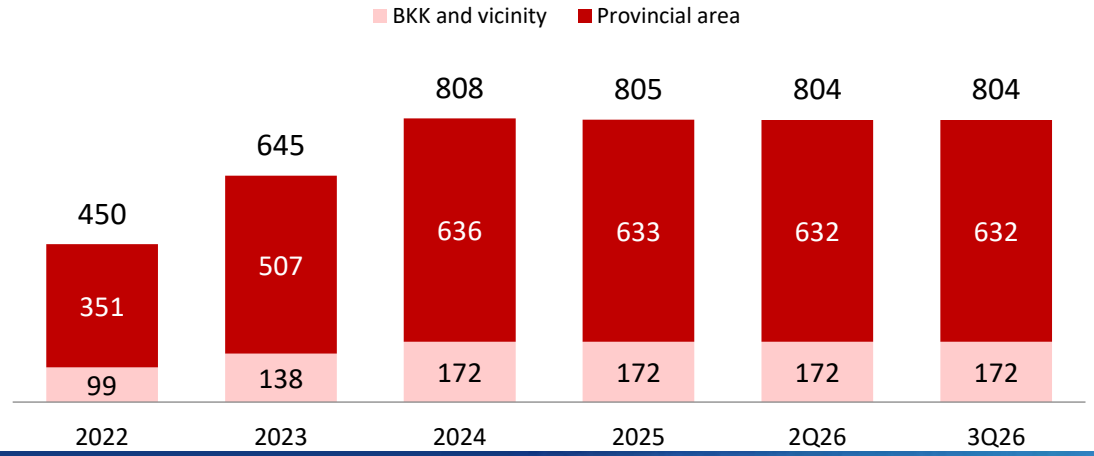



Loan Spread & NIM

Loan spread and NIM continued to improve resulting from the gradual repricing of cost of funds

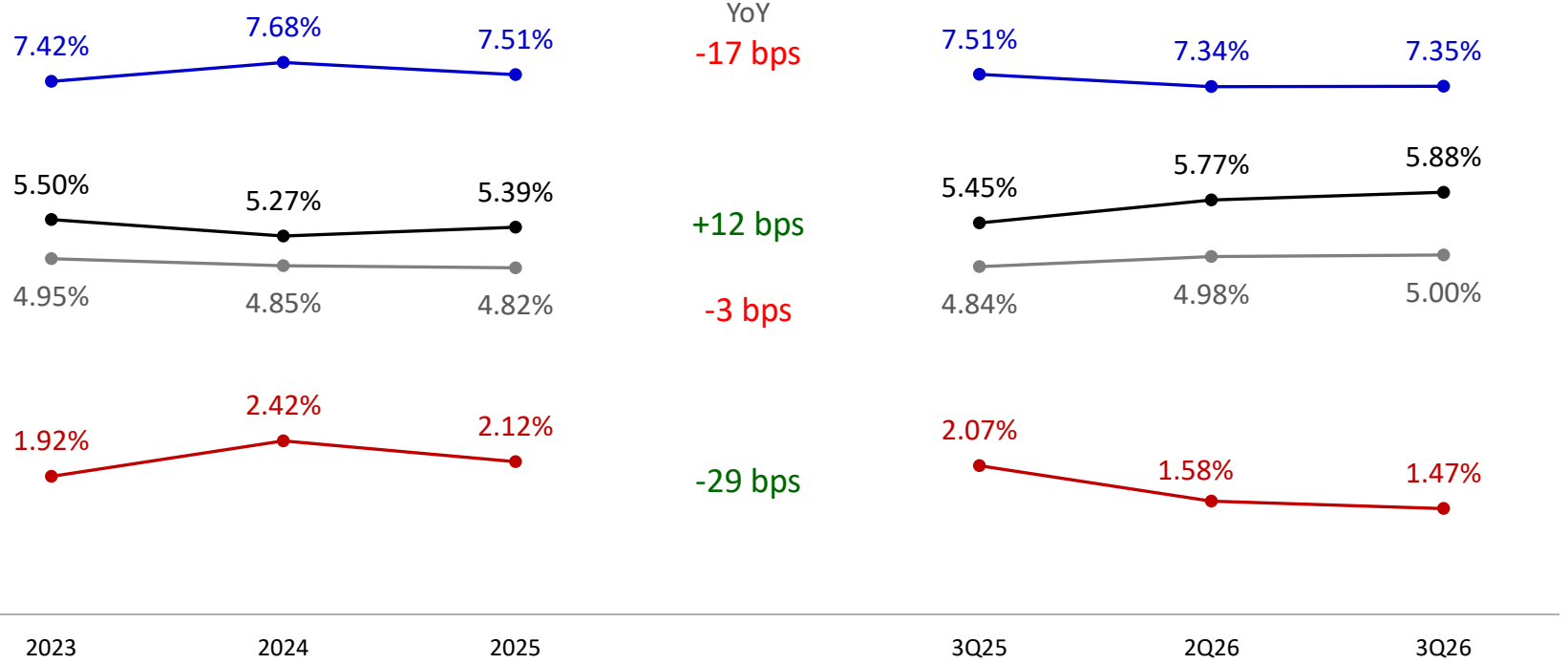

Change YoY: -17 bps; +12 bps; -3 bps; -29 bps

Change QoQ: +1 bps; +11 bps; +2 bps; -11 bps

Unit: Million Baht

	2023	2024	2025	Change YoY
Loan Outstanding	234,815	232,200	235,779	+1.5%
Net Interest Income	13,573	13,570	13,502	-0.5%

	3Q25	2Q26	3Q26	Change QoQ
Loan Outstanding	230,409	235,803	238,493	+1.1%
Net Interest Income	3,428	3,524	3,639	+3.3%

Asset Quality

Asset quality remained well-controlled due to cautious lending policy, efficient loan collection and proactive assistance measures

Loan Stages

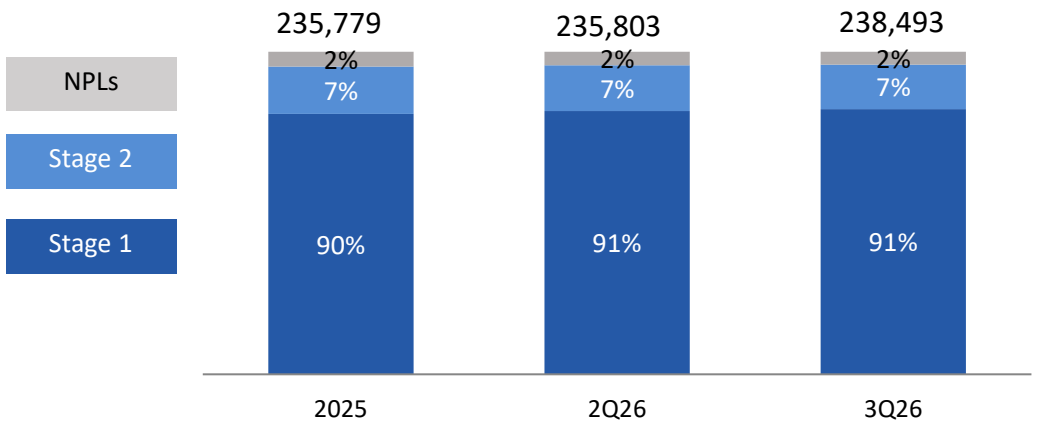

Non-Performing Loans

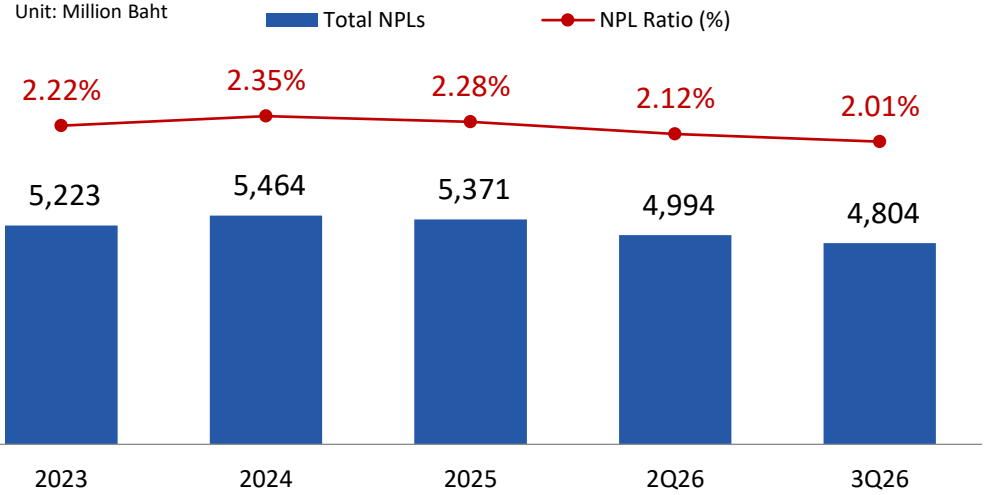

NPLs by Loan Types

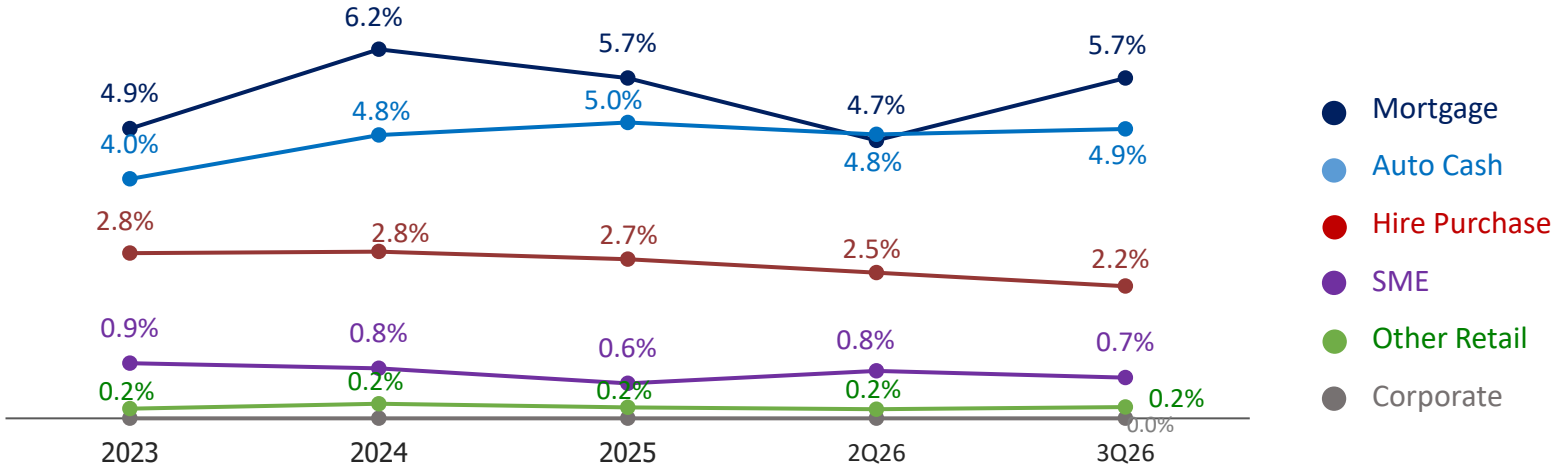

Expected Credit Loss

Credit cost for 9M2026 was reported within the normalized target at 1.0% which included the cushion against risks from the Middle East conflict and pressure from rising energy prices

Expected Credit Loss

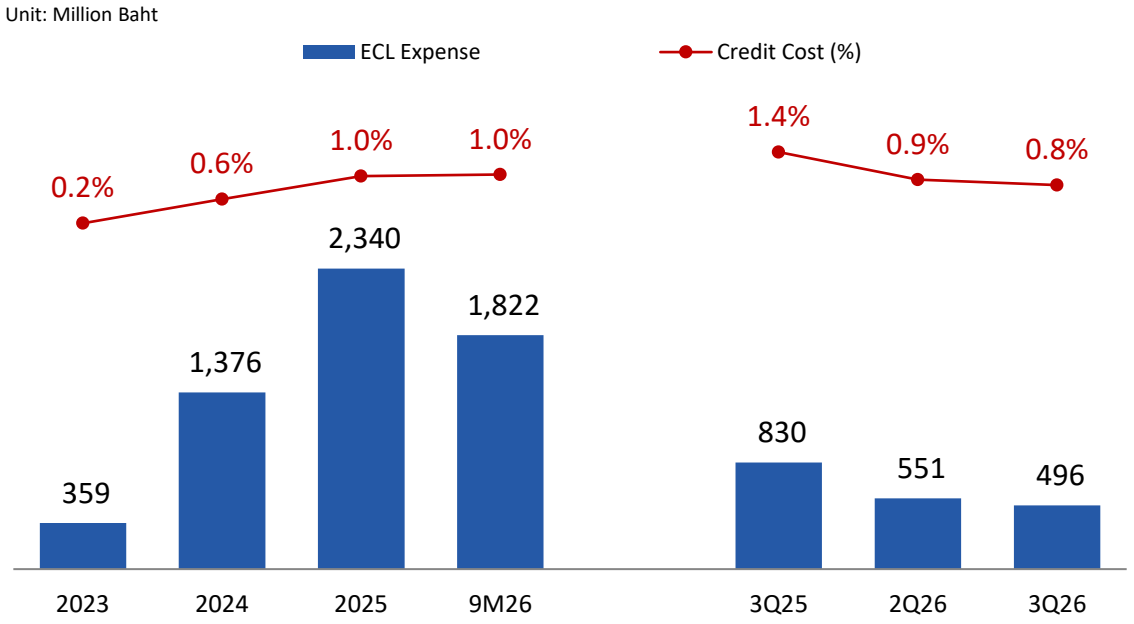

Allowance for ECL

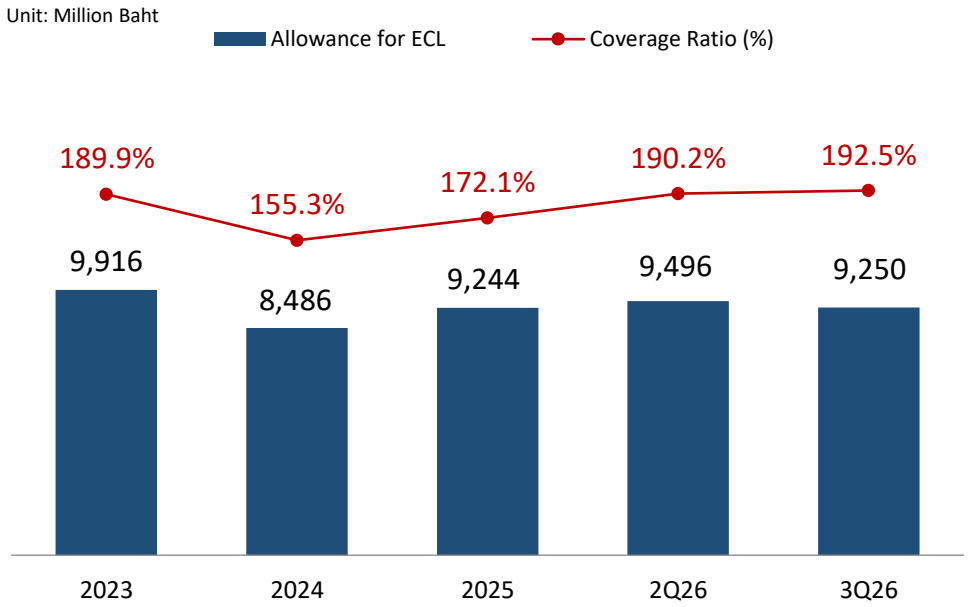

Funding Base

Efficiently managed funding base to align with loan portfolio expansion

Unit: Million Baht

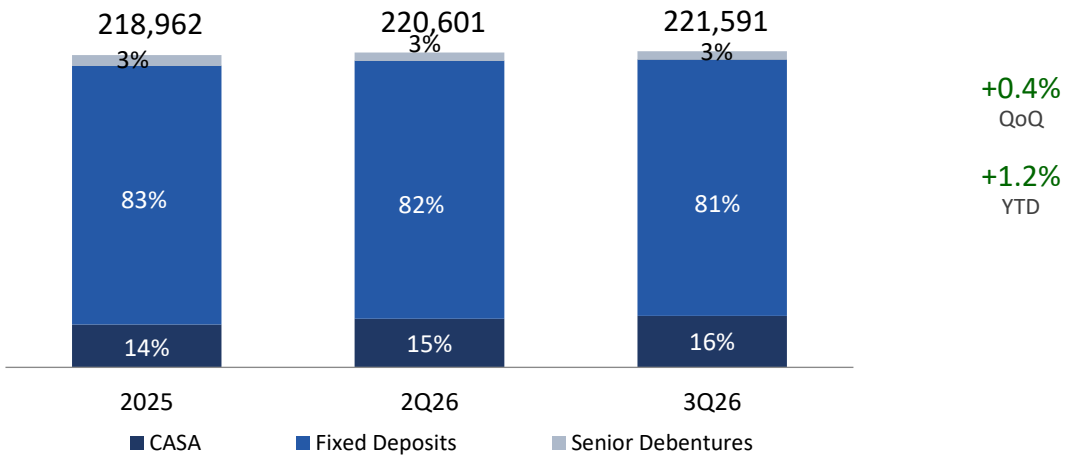

+0.4% QoQ

+1.2% YTD

Unit : Million Baht	2025	2Q26	3Q26	% QoQ	% YTD
Current	1,903	1,830	1,635	(10.6)	(14.1)
Savings	28,228	32,165	34,456	7.1	22.1
Fixed Deposits	181,193	180,788	179,682	(0.6)	(0.8)
Short-Term Bill of Exchanges	19	19	19	-	-
Senior Debentures	7,620	5,800	5,800	-	(23.9)
Total Deposits & Borrowings	**218,962**	**220,601**	**221,591**	**0.4**	**1.2**
Subordinated Debentures	2,900	3,600	2,900		
% LDR to Total Deposits & Borrowings	107.7	106.9	107.6		

Non-Interest Income

3Q26 Fee income dropped from banking business, while capital market businesses performed well amid improved trading volume

Fees & Service Income from Core Businesses

Unit: Million Baht

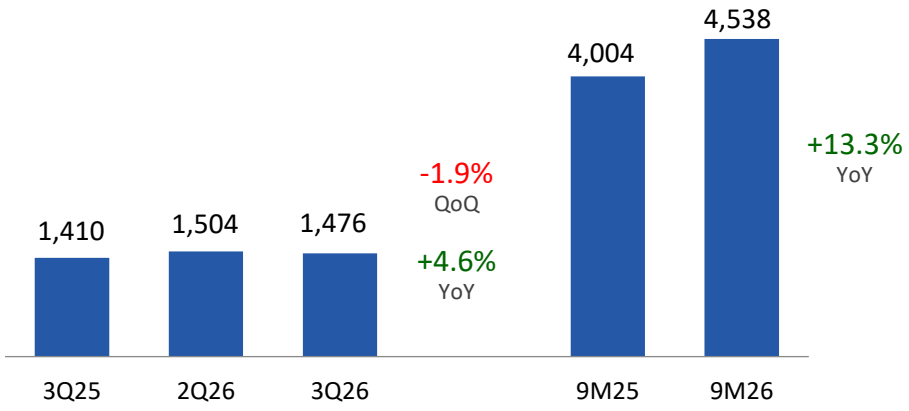

Fee Income Breakdown

Data as of 9M2026

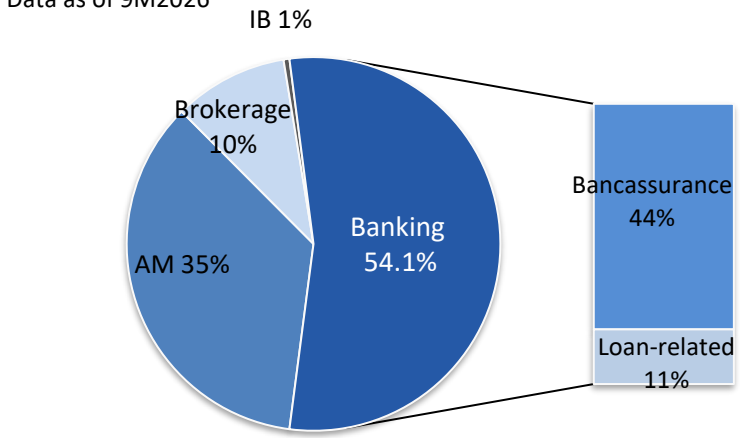

Unit : Million Baht	3Q25	2Q26	3Q26	% QoQ	% YoY	9M25	9M26	% YoY
Banking Fee	797	829	780	(5.9)	(2.1)	2,257	2,456	8.9
Bancassurance Fee	*665*	*653*	*647*	*(0.9)*	*(2.7)*	*1,861*	*1,977*	*6.3*
Other Banking Fee	*132*	*176*	*133*	*(24.4)*	*0.6*	*396*	*479*	*20.9*
Asset Management Basic Fee	490	532	536	0.7	9.4	1,370	1,610	17.5
Brokerage Fee	122	135	152	12.7	24.0	356	449	26.3
Investment Banking Fee	1	8	8	(8.0)	1,198.2	22	23	6.8
Total Fees & Service Income	**1,410**	**1,504**	**1,476**	**(1.9)**	**4.6**	**4,004**	**4,538**	**13.3**
Fees and service expenses	(124)	(120)	(111)	(8.1)	(10.5)	(351)	(359)	2.4
Net Fees & Service Income	**1,287**	**1,384**	**1,365**	**(1.3)**	**6.1**	**3,653**	**4,179**	**14.4**
Gain (Loss) on financial instruments measured at fair value through profit or loss	364	29	12	(59.4)	(96.7)	539	75	(86.1)
Net gain on investments	1	2	2	(14.4)	44.2	5	6	19.6
Share of Profit from Subsidiaries	9	8	10	32.5	16.5	26	28	6.3
Dividend Income	40	34	48	40.5	18.0	103	151	46.0
Other operating income	143	102	75	(26.2)	(47.5)	335	351	4.7
Total Non-Interest Income	**1,845**	**1,558**	**1,512**	**(3.0)**	**(18.0)**	**4,661**	**4,789**	**2.7**

Asset Management Business

Operated under TISCO Asset Management

AUMs increased in provident fund and mutual fund businesses

Total Assets Under Management

Unit: Million Baht

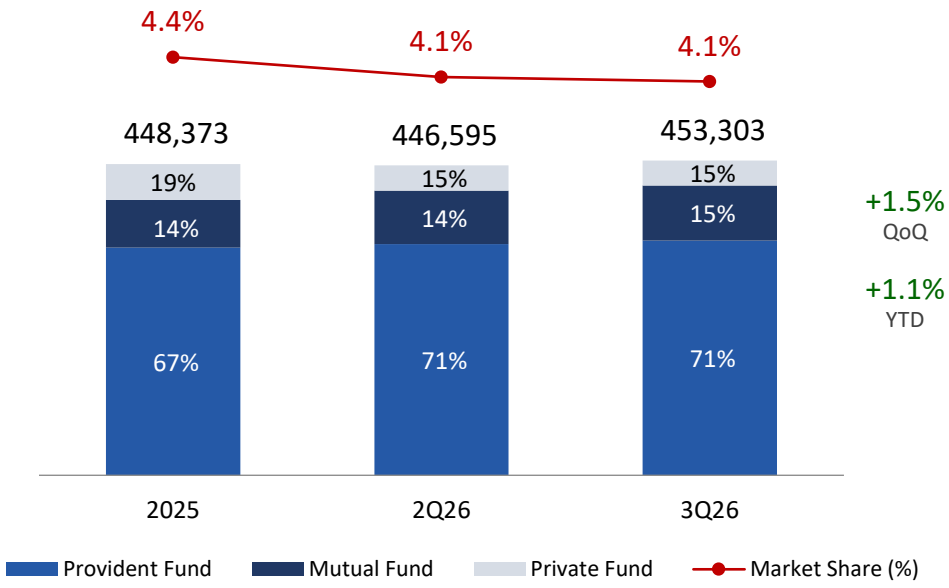

+1.5% QoQ

+1.1% YTD

Ranking #9

Provident Fund

Ranking #1

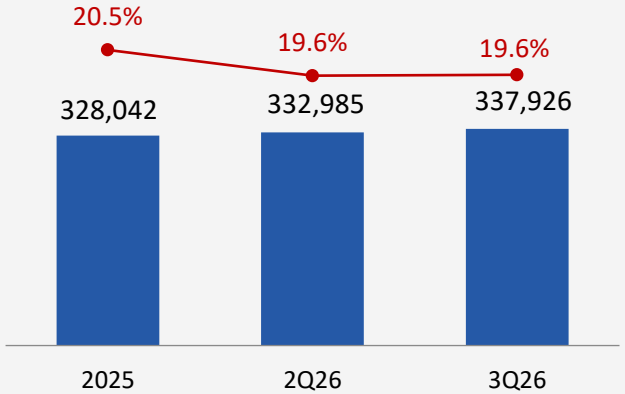

+1.5% QoQ

+3.0% YTD

Mutual Fund

Ranking #12

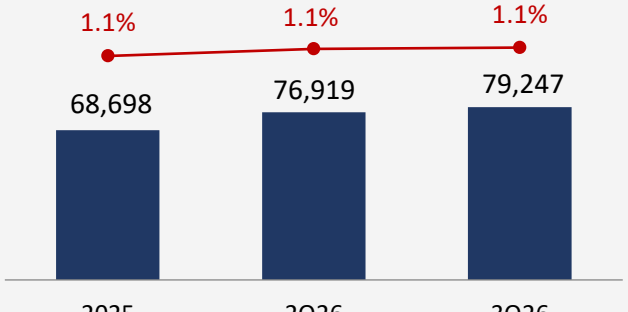

+3.0% QoQ

+15.4% YTD

Private Fund

Ranking #10

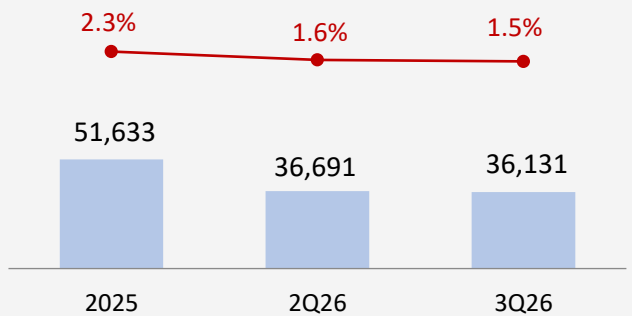

-1.5% QoQ

-30.0% YTD

Securities Brokerage Business

Operated under TISCO Securities

TISCO trading volume and brokerage fee increased thanks to improved market trading volume

TISCO Trading Volume & Market Share

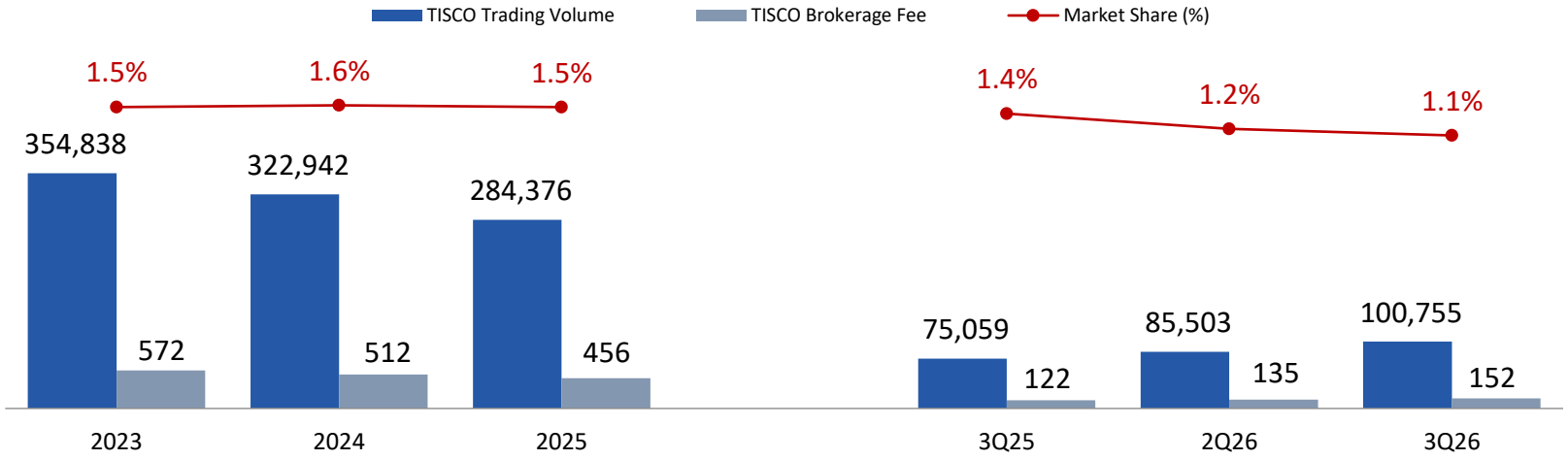

Trading Volume by Investor Types

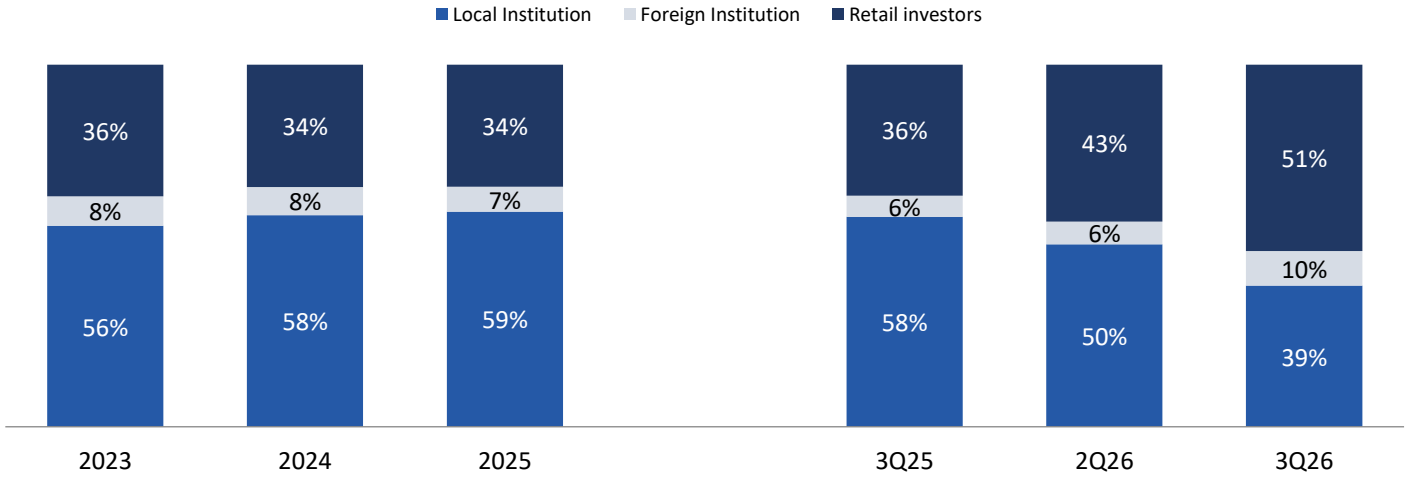

Operating Expenses

OPEX increased mainly from employee expenses while remained cautious amid fragile economic backdrop

Operating Expenses

Unit: Million Baht

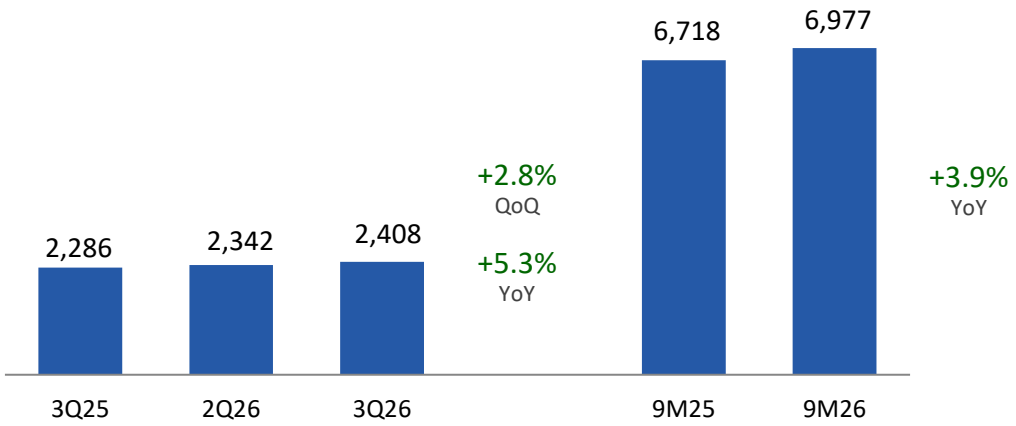

Cost-to-Income Ratio

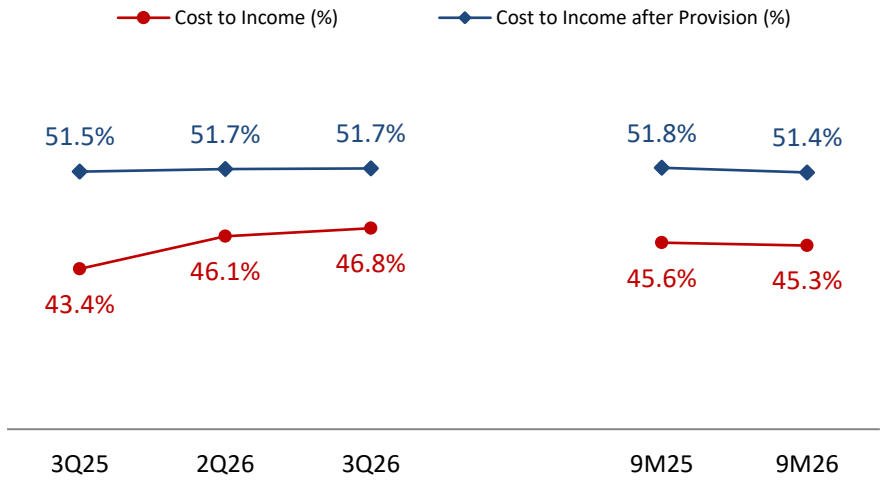

Unit : Million Baht	3Q25	2Q26	3Q26	% QoQ	% YoY	9M25	9M26	% YoY
Employee Expenses	1,576	1,586	1,675	5.6	6.3	4,571	4,785	4.7
Premises & Equipment Expenses	201	213	204	(4.0)	1.4	626	628	0.2
IT Expenses	183	180	188	4.6	3.1	534	544	1.9
Marketing & Sale Admin Expenses	70	68	73	7.5	4.4	199	209	5.0
Other Expenses	257	294	268	(9.0)	4.3	788	811	2.9
Total Operating Expenses	**2,286**	**2,342**	**2,408**	**2.8**	**5.3**	**6,718**	**6,977**	**3.9**

Capital Adequacy

Maintained solid capital level and exceeded BOT's requirement

Capital Base of TISCO Bank

Unit: Million Baht

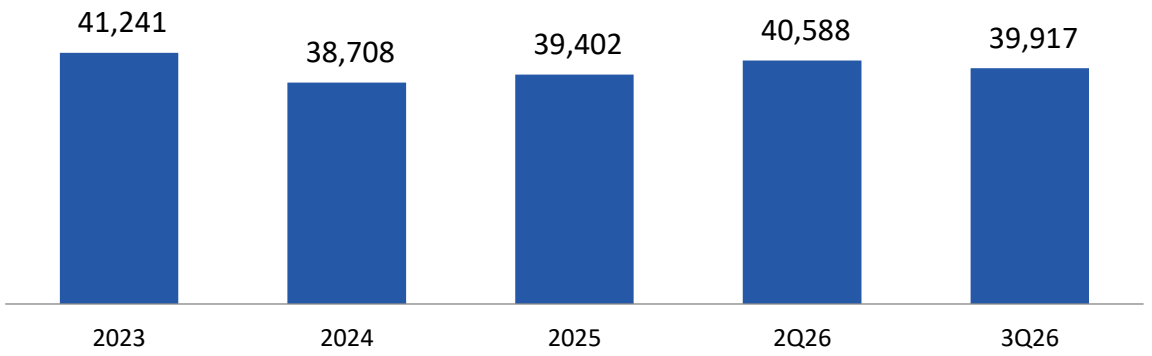

Capital Adequacy Ratio

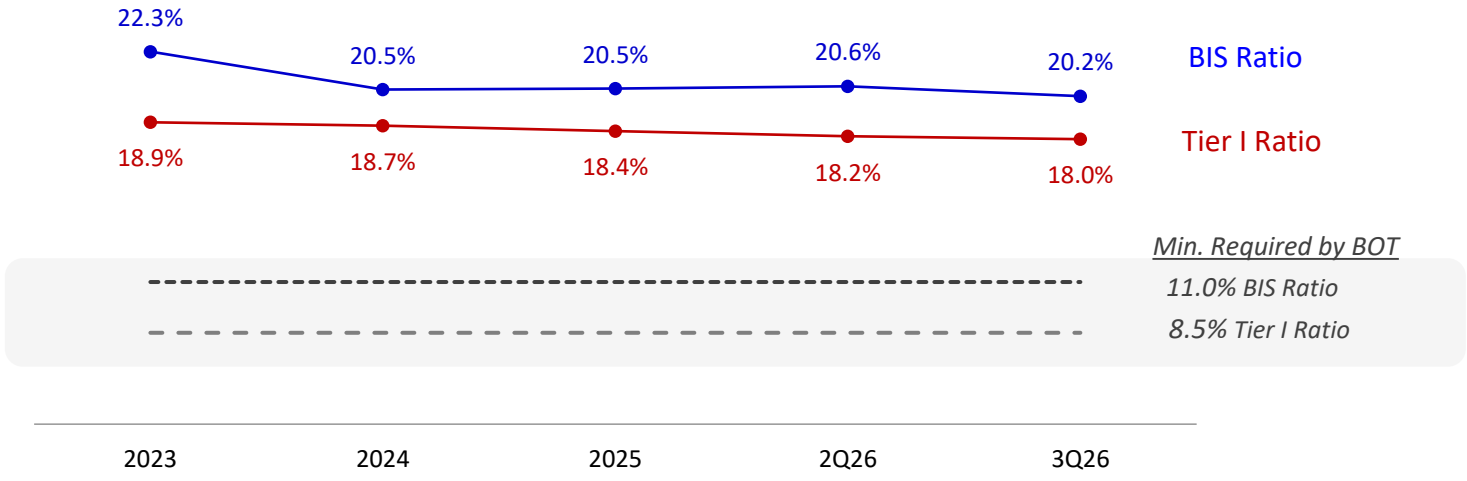

Employees & Network

Somwang branch opening plan was suspended while focused on increasing existing branch efficiency

Total Employees

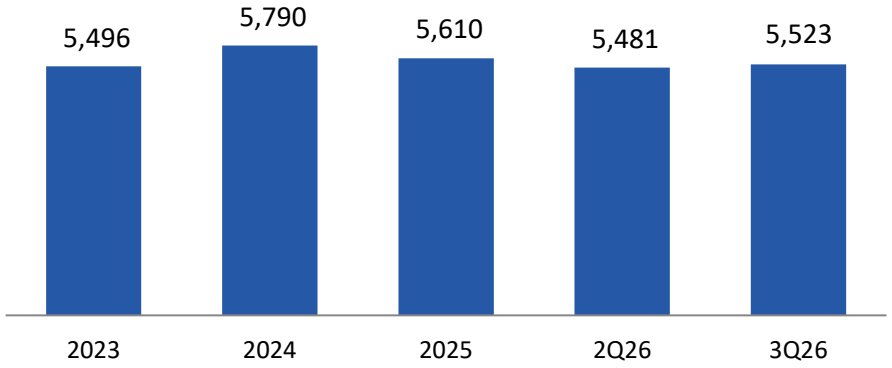

Total Branch Network

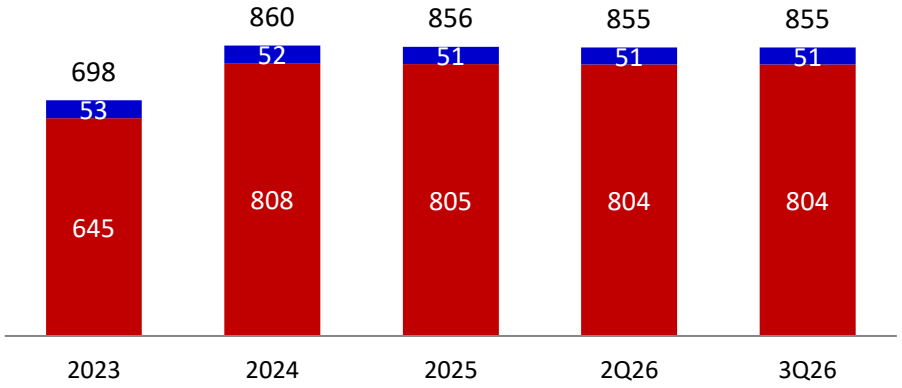

Bank Branches

Somwang Loan Offices











Investor Relations

Disclaimer

This presentation material may contain forward-looking statements. These forward-looking statements are not guarantees of future performance and involve risks and uncertainties, and actual results may differ from those in the forward-looking statements as a result of various factors. TISCO accepts no liability whatsoever with respect to the use of this document of its content.

TISCO Financial Group Public Company Limited

48/49 TISCO Tower, North Satorn Road, Silom, Bangrak, Bangkok, 10500, Thailand

+(66) 2633 6868

ir@tisco.co.th

www.tisco.co.th

Your Trusted Financial Advisor